

HOW TO LASER TARGET **NEW CUSTOMERS**

WHO NEED YOUR HELP
RIGHT NOW!

You have a great company, you have all the expertise a person can possibly attain in your industry, and you offer excellent service.

Now for the age-old question...

How do you find clients who need your help?

This is something that every business owner struggles with, and this is a question that our agency has been tackling for clients since 2003.

And, because we've been handling this problem for so long...



We know exactly how to **solve** it. We've decided to explain the most important steps in this free guide to help you deploy the most efficient marketing strategies for your business and close more sales.

Why?

Because we love helping local
businesses reach their full
potential. It's why we started our
agency in the first place.



If you keep reading, we'll show you how to...



Identify where your prospective customers are looking for your products and services.




Utilize certain digital marketing tools to get in front of them.



Persuade them to pick you.

Part 1: Profiling Your Audience



Before you are able to target prospects who need your help right now, it is helpful to understand the two different groups who will engage with your brand online: **passive** prospects and **active** searchers.

Passive Prospects

Passive prospects are people who have a passive interest in your services.

Active Searchers

Active searchers are people on the internet who are currently in need of your exact services.

Imagine you own a dental practice in Tucson. If I just moved into town and am due for a cleaning, I might have an awareness in the back of my mind about finding a new dentist.

If I stumble upon an ad for your practice while browsing the Internet, this might activate my need for a dentist, and you might convert me, a passive prospect, into a customer. Got it?



BUT...

If I fall and chip my tooth, I would likely use Google to research "emergency dental appointment in Tucson." If your dental practice appears when I search these terms, and I choose you over your competitors, then you have succeeded in targeting an active searcher.

Make sense?



Because this guide is all about targeting prospects who need your services right now, we will focus on [active searchers](#).

These are the people who woke up this morning needing your services or products and are looking for someone like you, right now in places like Google search.

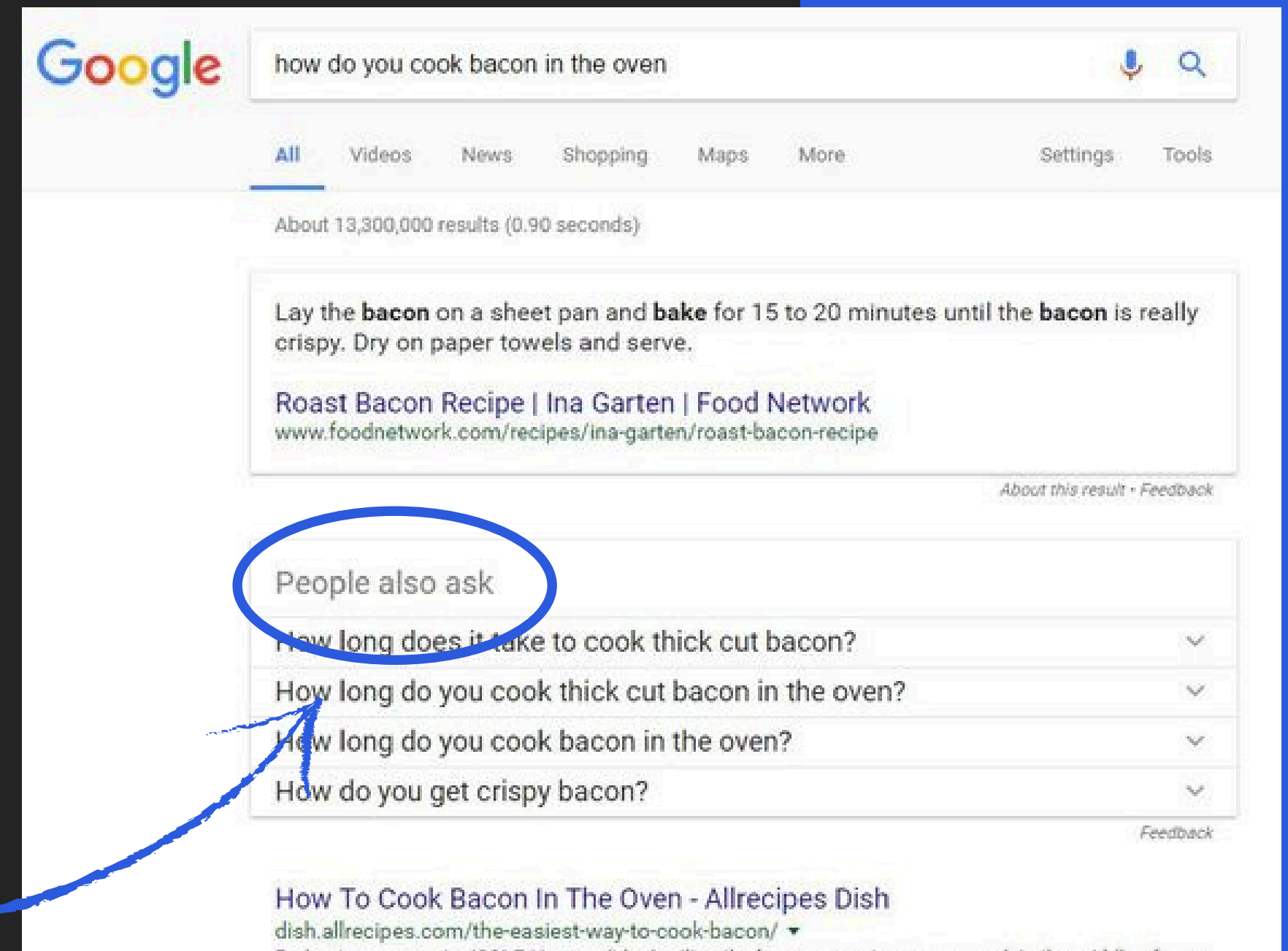


The best way to profile active searchers is to identify the **keywords** they use when they need your services.

Keywords are words and phrases that are used as search queries.

To find keywords associated with your brand and industry, you can use an online research tool such as Google Keyword Planner.

You can also experiment by typing phrases into your search engine bar, and observing the associated searches or "People Also Ask" section in Google.



Here are some questions to help you create a thorough list of keywords.



What problem does my business solve?

What are some situations that drive people to purchase my services?


If I were in one of the above situations, how would I phrase my search?

If I weren't an expert in my industry, which words might I use to describe my business?

How does my business's location in [your city] make it different from other businesses in my industry?

Does my location directly affect the kind of demographic that is drawn to my business?

Part 2: Assessing Your Digital Presence




Now that we've compiled a list of [keywords](#) that local active searchers will use when they need your help, let's see how your company currently appears to them during the online search experience.

Go to Google, and type in one of your keyword phrases. Does your website appear in the results? If so...

- *On which page do you appear in the search results?*
- *Who appears ahead of your company?*
- *If you were an active searcher, who would you choose to do business with?*
- *Why?*

Repeat this process for at least 5 different keyword phrases in your list.





Please note that the search results you see aren't always what another searcher sees. Search results are dependent upon a wide variety of factors — including geographic location.


If you want a true picture of how your business appears in all parts of town, we have a special tool for retrieving this information.



Schedule...

a free playbook with our team, and we'll use this tool to show you how your business looks to consumers all over town.

Part 3: Two Strategies to Dominate Your Local Scene



We just found out how your company currently appears to active searchers online...so now, let's dive into some [strategies](#) that will help boost your online presence & dominate your local scene.

There are two ways to get in front of active searchers, and they are:

**The organic route, or
the paid route.**

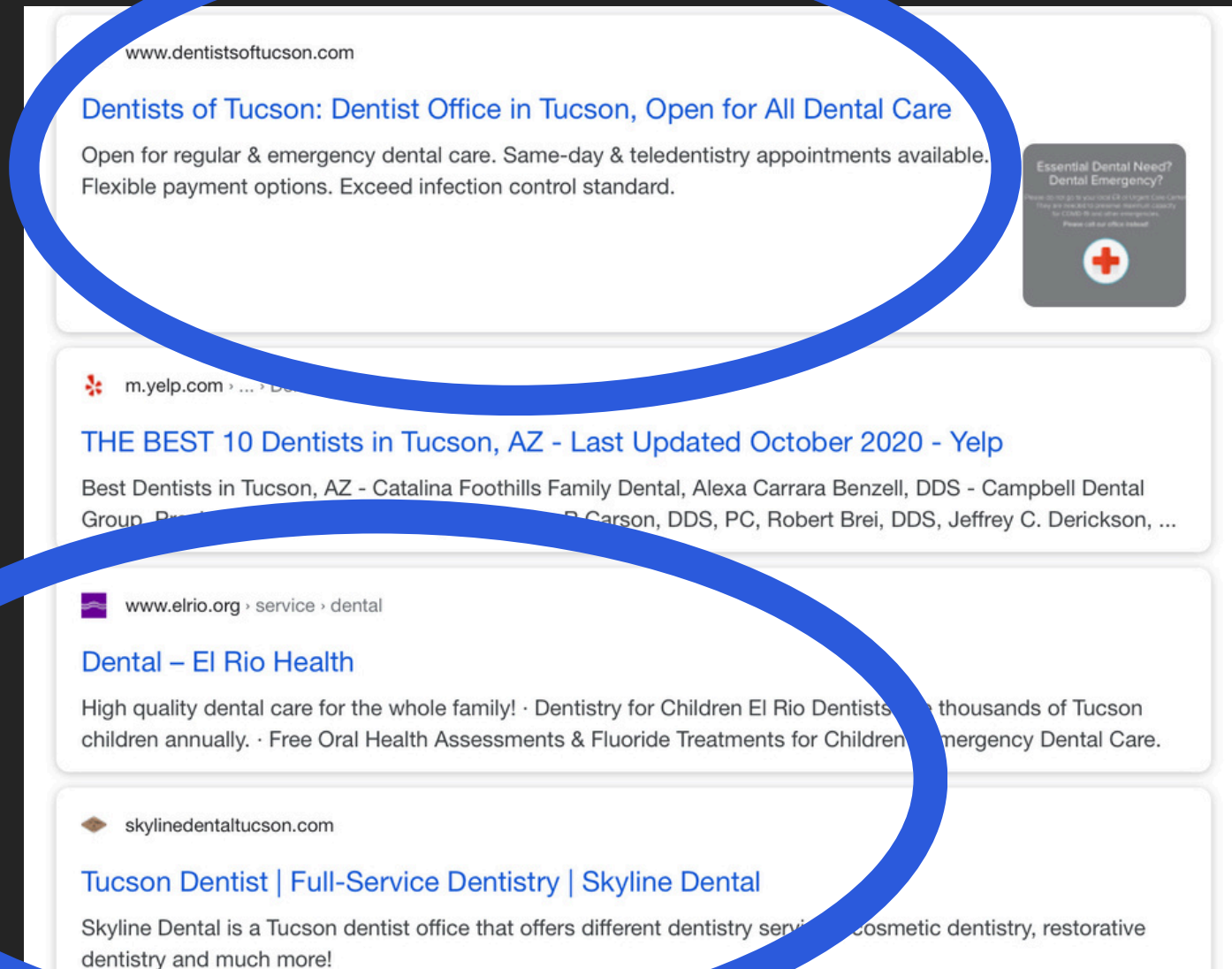
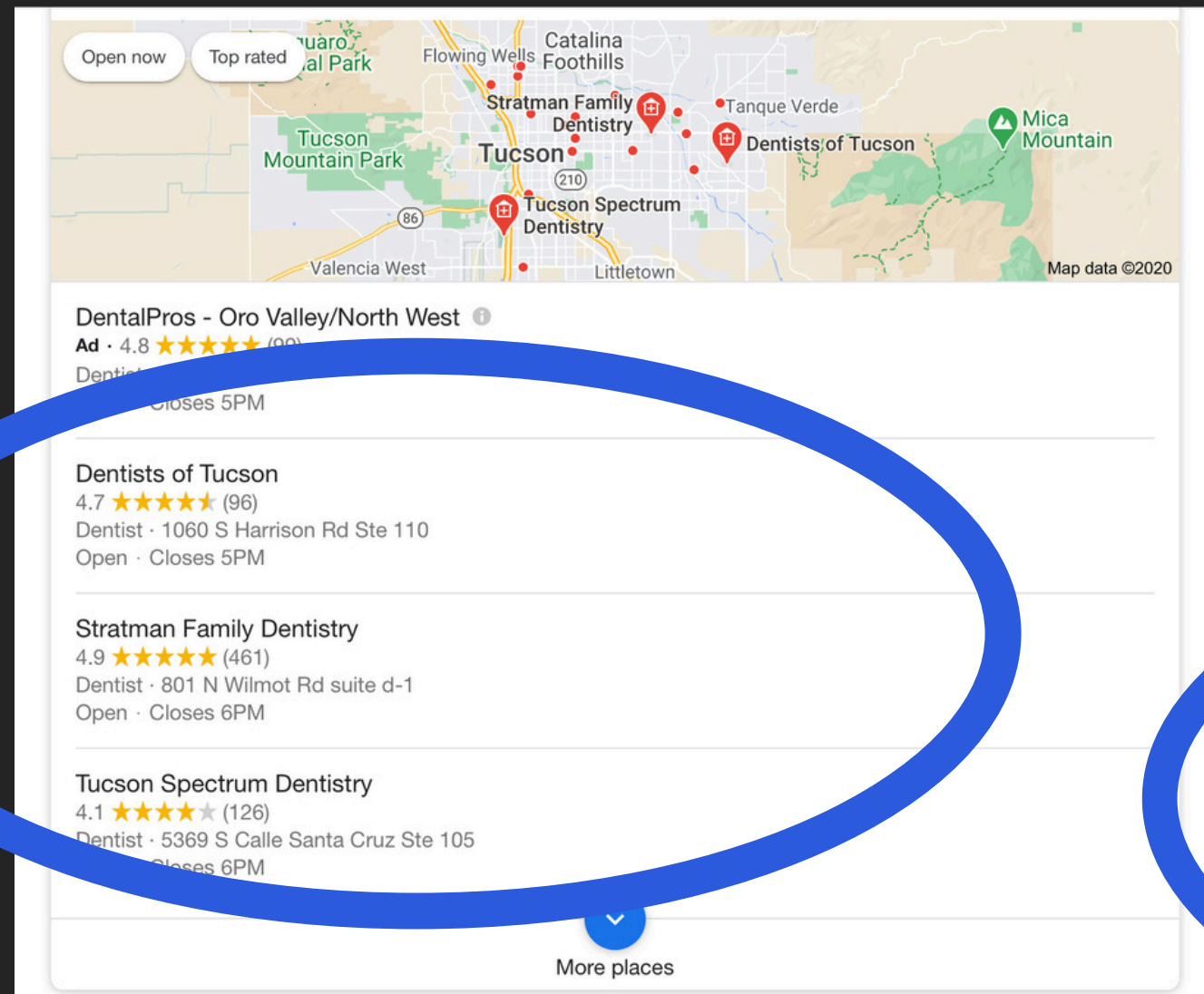
The Organic Route

In the organic route, you use the power of search engine optimization (SEO) to increase your chances of appearing in search results associated with different keywords. You can optimize both the design of your website and the content of your website.

For example, you can create a blog for your company and write posts that revolve around the top keywords associated with your brand. If you build your blog, post by post, with this strategy in mind, then eventually your website will be among the top-ranking sites associated with your keywords.



IF YOU UTILIZE ORGANIC STRATEGIES, THIS IS WHERE YOUR WEBSITE WILL APPEAR TO SEARCHERS:



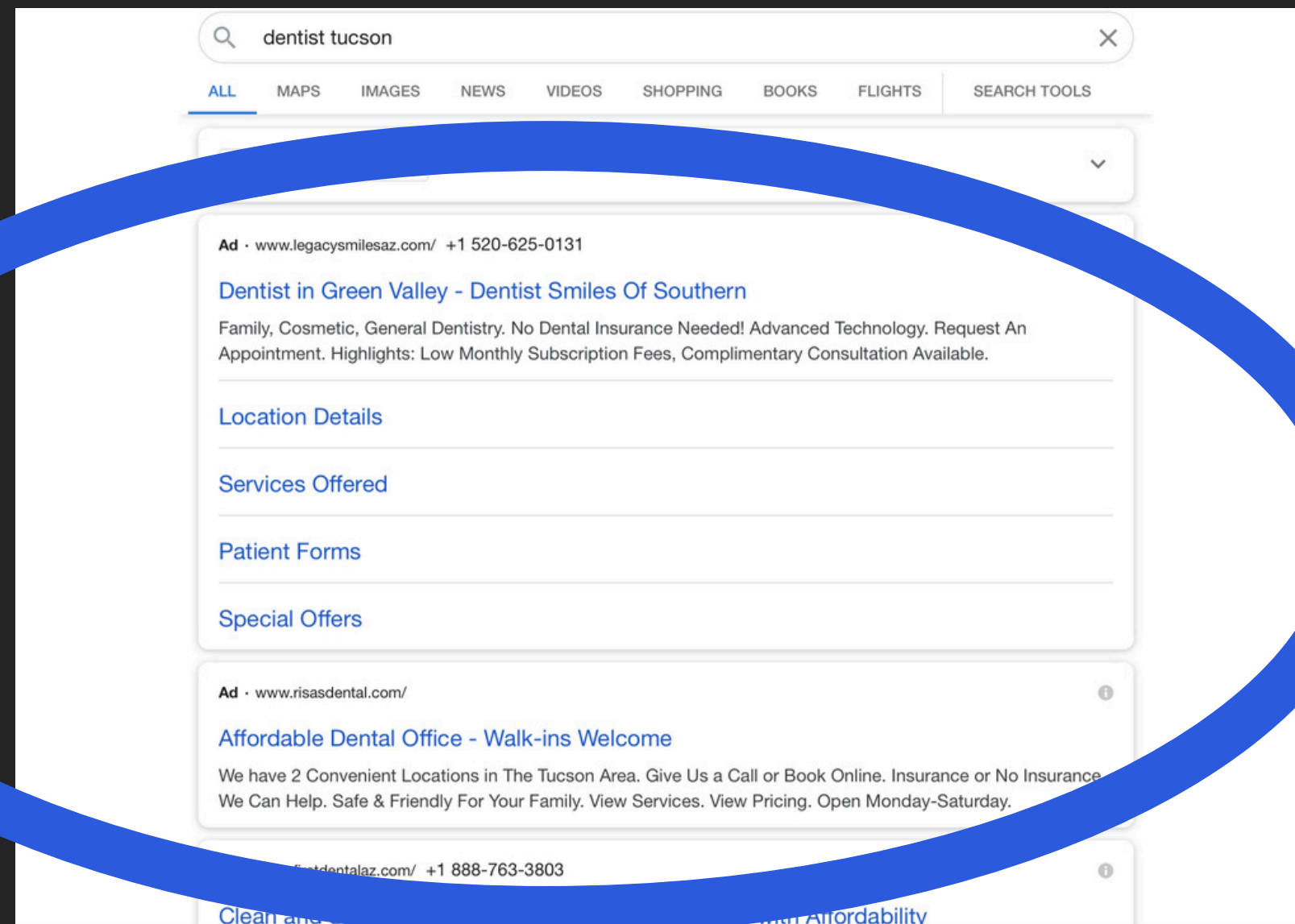
The Paid Route

In the paid route, you use the power of pay-per-click (PPC) advertising to appear in search results associated with different keywords. One of the most common PPC tools is Google Ads.

With PPC advertising, you can create an ad campaign and get right in front of people who need your services today.



IF YOU UTILIZE PPC STRATEGIES, THIS IS WHERE YOUR WEBSITE WILL APPEAR TO SEARCHERS:



WHICH METHOD SHOULD I START WITH?



Ideally, you should use a combination of organic and paid strategies to increase your brand's visibility online.

SEO is a worthwhile investment because it brings your website free traffic from Google, but it takes time to implement and maintain. This route requires more work, and it's overall a more technical, demanding process.

PPC, on the other hand, is more "turn key." With this route, you can activate an ad campaign in a matter of hours and see results right away.

For these reasons, we recommend beginning with PPC.




To implement a PPC ad campaign through Google, you simply...

1. Create an Ads account
2. Write a text-based ad for your business
3. Enter the keywords for when your ad should appear
4. Set an amount you are willing to pay for every time a searcher clicks on your ad.



We will go over each of these steps in more detail in the next section.

Part 4: Laser Targeting Prospects with Pay-Per-Click Ads




Pay-per-click is the fastest strategy for getting your brand in front of active searchers, and Google Ads is the most popular and effective PPC platform. In this final section, we'll walk you through the [basic steps](#) of creating a Google Ads campaign.

So, how does pay-per-click work?

Pay-per-click operates with a **bidding system** — similar to an auction.

When an active searcher enters a query into Google, Google then uses an algorithm to see whether or not the query is associated with any keywords. For example, if I'm in Tucson and type "walk-in dental appointment" into my search bar, Google can associate this query with all kinds of keyword clusters, such as "dental care Tucson" or "Tucson dentist."

The query doesn't specifically use the words "Tucson" or "dentist," but based on the phrasing of the original search and the geographical location of the searcher, Google may include this data in the process of matching keywords.





Google will then scan its database of Google Ads accounts to check if there are any active ad campaigns associated with one of the keyword phrases — let's use "Tucson dentist." If there are multiple campaigns associated with this phrase, this is where the bidding starts.

In order to be in Google's list of active ad campaigns, each Google Ads user has placed a bid on the keyword phrase "Tucson dentist." This bid reflects the amount of money a user is willing to pay each time a searcher clicks on their ad.




Now, you might be thinking, “Okay, so Google just displays the ad of the highest bidder, right?”

...Not exactly.

Google is interested in making money from ads, but they are also interested in providing a quality service for searchers.

Therefore, Google decides which ads to display by using a formula that considers both the maximum bid per click and a Google-assigned quality score. This score is calculated based on a variety of factors including ad quality and relevance.





After Google vets each active campaign against this formula, they select **three ads** to display at the top of the searcher's "walk-in dental appointment today" results.

If the searcher clicks on one of these ads, then the creator of the ad will pay Google based on a formula that considers the surrounding bids and Google's assigned quality score.

Typically, the ad creator pays **less** than their maximum bid.



In summary, to succeed with a pay-per-click campaign you need to...



Identify the most relevant keywords for your business.



Strategize and set your keyword cost-per-click bid.



Create quality content for your ad.

By carefully considering these three main components of pay-per-click marketing, you can optimize your ad budget and yield a high return on investment.

The Art of Writing PPC Ads

A good ad is the central ingredient to a successful campaign.

Each line of the ad has a limited character count, and successful ads tend to:

- Contain at least one relevant **keyword** phrase.
- Broadcast the unique **value** of your brand, service, product, or promotion.
- Include a compelling **call to action**.

When writing an ad for your company, consider...



Am I promoting my business,
or am I promoting a specific
product or service within my
business?



Based on the keywords
associated with this ad,
who is my audience?



What is the most
compelling aspect of what
I offer?



Why am I a better choice
than my competitors?

If...

...you're just starting out with pay-per-click marketing, it may be a good idea to run a couple different ad campaigns that are associated with different keywords and contain different ad text.

By testing various combinations of keywords and copywriting, you can better understand how to target your message and grab the attention of your active searchers.

If you're looking for a marketing strategy that will yield quick results for your business, then pay-per-click marketing is for you.


We've run a lot of successful pay-per-click campaigns for clients in the past. Here are just a handful of examples:

A security services business hired our agency for pay-per-click marketing about 6 months ago.

In this time, we have yielded a **conversion rate of **14.78%**. To put this in context, the **average conversion rate for B2B companies** is only **3.04%**.**



Our PPC campaigns have been so successful, the client asked us to create an employment ad campaign to hire **more staff for all the **contracts coming in!****



We've run pay-per-click campaigns for a plastic surgery and dermatology clinic for a little over 3 years.

During the first year, we were able to help them generate 2,248 clicks on their ads at a cost of \$3.97 per click, which resulted in 168 fresh leads for their business. In the past 12 months, we've been able to bring in 2,691 clicks at a cost of \$2.52 per click, resulting in 303 fresh leads.

As you can see, although PPC helps with short-term growth, it can also be honed as a long term strategy wherein you optimize your ad budget and achieve an even better ROI.
